

SAP Activities



This section provides all activities concerning communication with SAP.








- Create Purchase Requisition
- SAP






Create Purchase Requisition


This activity enables purchase requisitions to be entered into an existing SAP system. The connection data for the SAP system is entered in the upper area. The lower section shows the details of the purchase requisition.







 **Activity (Create Purchase Requisition)** 
Use this wizard to configure your activity.

SAP Connection Data:
System Number: 12345  Mandant: NameOfMandant  Language: en 
SAP Host: NameOfHost  Server: NameOfServer 
User: NameOfUser 
Password: ●●●●●●●● 

Purchase Requisition Data:
Plant: Demo BE.Field 1  Bound 
Material: Adamantium 
Quantity: 40  Delivery Date (yyyy-mm-dd or mm/dd/yyyy): 2017-11-30 

Output Data:
Purchase Requisition Number: Demo BE.Field 2 

 Business Entity Fields  Validate  OK  Cancel

SAP

This activity is used to execute BAPI blocks or RFC functions of an SAP system. In the lower part of the activity, the input and output parameters can be mapped to workflow variables or business entity links.



Activity (SAP Activity) ✕

Use this wizard to configure your activity.

Data Access | **SAP Connection**

Access Type
 BAPI RFC-function

Method name: 📦

Currently loaded: None

Display inputs for: 📦 Display outputs for: 📦

Input | **Output**

Source	Change order	Target
<input type="text"/>	<input type="button" value="Change order"/>	<input type="text"/>

📦 Business Entity Fields

Was this article helpful?

Yes

No

Related articles