



Activities ▾



◀ Back to home

Microsoft Teams Activities

The Teams activity set allows you to interact with Microsoft Teams from within your workflows. Currently, activities for interacting with messages, channels, and teams are available.

- Common Settings for the Following Activities
- Get Teams
- Get Channels
- Get Channel
- List Channel Messages
- Create Channel
- Delete Channel
- Get Message Replies
- Reply to Message
- Send Message

Before you can use the activities with your Office 365 tenant, an app registration in Azure and some configuration in the FireStart Config Wizard is needed. First, create an empty App-Registration where ClientID/Client Secret is set. Next, set the API permissions.

Find all API permissions for the Teams activities in FireStart below.

Note: Some permissions require admin consent since a lot of the Teams API is still in the beta version of the Microsoft Graph API.

API / Permissions name	Type	Description	Admin consent req...	Status
▼ Microsoft Graph (13) ...				
Channel.Create	Delegated	Create channels	Yes	✔ Granted for FireStart G... ...
Channel.Delete.All	Delegated	Delete channels	Yes	✔ Granted for FireStart G... ...
Channel.ReadBasic.All	Delegated	Read the names and descriptions of channels	-	...
ChannelMessage.Read.All	Delegated	Read user channel messages	Yes	✔ Granted for FireStart G... ...
Directory.Read.All	Application	Read directory data	Yes	✔ Granted for FireStart G... ...
Directory.ReadWrite.All	Delegated	Read and write directory data	Yes	✔ Granted for FireStart G... ...
Files.Read.All	Delegated	Read all files that user can access	-	...
Group.Read.All	Application	Read all groups	Yes	✔ Granted for FireStart G... ...
Group.ReadWrite.All	Delegated	Read and write all groups	Yes	✔ Granted for FireStart G... ...
Member.Read.Hidden	Application	Read all hidden memberships	Yes	✔ Granted for FireStart G... ...
offline_access	Delegated	Maintain access to data you have given it access to	-	...
User.Read.All	Application	Read all users' full profiles	Yes	✔ Granted for FireStart G... ...
User.ReadWrite.All	Delegated	Read and write all users' full profiles	Yes	✔ Granted for FireStart G... ...

After creating the necessary permissions, copy the Client ID and Client Secret into the config wizard in the **External Services** tab.

Microsoft Graph

Client Id:

Client Secret:

Common Settings for the Following Activities

Login

In all Teams activities' configuration, a **Login** button is shown. This login brings you to an Office 365 login window. These credentials are used during configuration and runtime. Therefore, the used credentials are used for the API access when the Workflow is executed.

Create new Item

The checkbox **Always create new item** is selected by default and means that a new BusinessEntity item is created, no matter, if the BE is included as **Select** or **Create new**

in the BusinessEntity selection.

Get Teams

This activity returns all Teams, which the logged in user is part of. The return data can be used in other Teams activities, for example **Send message** or **Get channel**. For each team, a BE item will be created. All variables of the BE should have data type 'text'.

Get Teams (Get Teams)
This activity retrieves all teams from Microsoft Teams and writes them to a business entity.

Warning: This activity uses the BETA version of Microsoft Graph and is therefore subject to change.

Output data:
BusinessEntityItem for output mapping:
Microsoft Team

Activity output

- ▲ G-L
 - Id
 - IsArchived
- ▲ A-F
 - DisplayName
 - Description
- ▲ V-Z
 - Visibility
 - WebUrl

BusinessEntityFields

- ▲ A-F
 - BE_FOREIGN_ITEM_ID
 - Description
 - DisplayName
- ▲ G-L
 - Id
 - IsArchived
- ▲ V-Z
 - Visibility
 - WebUrl

Always create new item

Business Entity Fields

Validate OK Cancel

Get Team

This activity returns the data of a specific team. The return data can be used in other Teams activities, for example 'Send message' or 'Get a channel'. For each team, a BE item will be created. All variables of the BE should have data type 'text'.

Get Team Activity (Get Team)
This activity retrieves one team of your organization by ID from Microsoft Teams and writes it to a business entity.

Warning: This activity uses the BETA version of Microsoft Graph and is therefore subject to change.

Team: Development Login

Output data:
BusinessEntityItem for output mapping:

Workflow Variables

Activity output

- ▲ G-L
 - Id
 - IsArchived
- ▲ A-F
 - DisplayName
 - Description
- ▲ V-Z
 - Visibility
 - WebUrl

Change order

BusinessEntityFields

- ▲ A-F
 - BE_FOREIGN_ITEM_ID
 - Description
 - DisplayName
- ▲ G-L
 - Id
 - IsArchived
- ▲ V-Z
 - Visibility
 - WebUrl

Always create new item Auto-map

Business Entity Fields Validate OK Cancel

Property	Description
Team	The Id of the team. Use dropdown to select (after login) or use the UUID of team as runtime variable (BusinessEntity field)
Output Data	The BusinessEntity item to which the Information about the available Channels should be written and map the provided properties to BusinessEntity fields. All variables of the BE should have data type 'text'.

Get Channels

This activity returns a list of Channels for a specified Team in Microsoft Teams.

Get Channels (Get Channels)
✖

This activity retrieves channels of a specific team from Microsoft Teams and writes them to a business entity.

This activity uses the BETA version of Microsoft Graph and is therefore subject of change.

Team:
 ↳Workflow Variables.Team Id↳ Bound Login

Output data:
 BusinessEntityItem for output mapping:
 ChannelList

Activity output

- ▲ G-L
 - Id
- ▲ A-F
 - DisplayName
 - Description
 - Email
- ▲ V-Z
 - WebUrl

Change order

BusinessEntityFields

- ▲ A-F
 - BE_FOREIGN_ITEM_ID
 - Description
- ▲ G-L
 - Id
- ▲ M-R
 - Name

Always create new item Auto-map

Business Entity Fields

 Validate OK Cancel

Property	Description
Team	The Id of the team. Use dropdown to select (after login) or use the UUID of team as runtime variable (BusinessEntity field)
Output Data	The BusinessEntity item to which the Information about the available Channels should be written and map the provided properties to BusinessEntity fields. All variables of the BE should have data type 'text'.

Get Channel

This activity returns data of a channels for a specified team in Microsoft Teams.

Get Channel (Get Channel)

This activity retrieves one channel of a specific team by ID from Microsoft Teams and writes it to a business entity.

This activity uses the BETA version of Microsoft Graph and is therefore subject of change.

Team:
 ↳Workflow Variables.Team Id↳ Bound Login

Channel:
 ↳Workflow Variables.Channel Id↳ Bound

Output data:
 BusinessEntityItem for output mapping:

Channel

Activity output

- ▲ G-L
Id
- ▲ A-F
DisplayName
Description
Email
- ▲ V-Z
WebUrl

Always create new item

Change order

BusinessEntityFields

- ▲ A-F
BE_FOREIGN_ITEM_ID
Description
- ▲ G-L
Id
- ▲ M-R
Name

Auto-map

Business Entity Fields
Validate OK Cancel

Property	Description
Team	The Id of the team. Use dropdown to select (after login) or use the UUID of team as runtime variable (BusinessEntity field)
Channel	The Id of the channel. Use dropdown to select (after login) or use the UUID of the channel as runtime variable (BusinessEntity field)
Output Data	The BusinessEntity item to which the Information about the selected Channel should be written and map the provided properties to BusinessEntity fields. All variables of the BE should have data type 'text'.

List Channel Messages

This activity returns the messages of a channels for a specified team in Microsoft Teams.

Aktivität (List Channel Messages)

✖

Retrieve the list of messages (without the replies) in a channel of a team. The properties of the messages can be mapped to a business entity.

⚠ This activity uses the BETA version of Microsoft Graph and is therefore subject to change.

Team:
 ◀Workflow Variables.TeamId▶ Bound Login

Channel:
 ◀Workflow Variables.ChannelId▶ Bound

include deleted messages

Output data:
 BusinessEntityItem for output mapping:
 Teams Msgs

Activity output

- Message
- Id
- Etag
- CreatedDateTime
- LastModifiedDateTime
- DeletedDateTime
- FromId
- FromDisplayName
- Subject
- BodyContentType
- BodyContent
- Importance
- Locale
- WebUrl
- Attachments
- SumReactionsLike
- SumReactionsAngry
- SumReactionsSad
- SumReactionsLaugh
- SumReactionsHeart
- SumReactionsSurprised

Change order

BusinessEntityFields

- Teams Msgs
- BE_FOREIGN_ITEM_ID
- BodyContent
- CreatedDateTime
- Etag
- FromDisplayName
- Id
- Importance
- Subject

Always create new item

Auto-map

Business Entity Fields

 Validate
 OK
 Cancel

Property	Description
Team	The Id of the team. Use dropdown to select (after login) or use the UUID of team as runtime variable (BusinessEntity field)
Channel	The Id of the channel. Use dropdown to select (after login) or use the UUID of the channel as runtime variable (BusinessEntity field)
Output Data	The BusinessEntity item to which the messages of the selected Channel should be written and map the provided properties to BusinessEntity

fields. All variables of the BE should have data type 'text'.

Create Channel

This activity creates a Channel for a Team in Microsoft Teams.

Create Channel (Create Channel)
This activity is used to create a new Microsoft Teams Channel.

Warning: This activity uses the BETA version of Microsoft Graph and is therefore subject of change.

Team: Workflow Variables.Team Id Bound Login

Display name: Test Channel

Description: This is a channel for testing the activity


Output data:
Channel ID: Workflow Variables.Channel Id

Business Entity Fields Validate OK Cancel

Property	Description
Team	The Id of the team. Use dropdown to select (after login) or use the UUID of team as runtime variable (BusinessEntity field)
Display name	The name with which the Channel should be created
Description	The description of the created Channel
Channel ID	The Id of the newly created Channel.

Delete Channel


This activity deletes a Channel from Microsoft Teams.





Delete Channel (Delete Channel)





This activity deletes the specified channel from Microsoft Teams.

✕

 This activity uses the BETA version of Microsoft Graph and is therefore subject of change.

Team:
 <Workflow Variables.Team Id> Bound  Login

Channel:
 <Workflow Variables.Channel Id> Bound 

 Business Entity Fields
 Validate
 OK
 Cancel

Property	Description
Team	The Id of the team. Use dropdown to select (after login) or use the UUID of team as runtime variable (BusinessEntity field)
Channel	The Id of the channel, being deleted. Use dropdown to select (after login) or use the UUID of team as runtime variable (BusinessEntity field).

Get Message Replies

This activity gets all replies to a message.

Get Replies (List Message Replies) ✖

Retrieve the list of replies to a specified message in a channel of a team. The properties of the replies can be mapped to a business entity.

⚠ This activity uses the BETA version of Microsoft Graph and is therefore subject of change.

Team:
 Gravity Login

Channel:
 TestChannel

Message id:
 ←Message.Id→ Bound

include deleted messages

Output data:
 BusinessEntityItem for output mapping:

Replies

Activity output

- ▲ G-L
 - Id
 - LastModifiedDateTime
 - Importance
 - Locale
- ▲ A-F
 - Etag
 - CreatedDateTime
 - DeletedDateTime
 - FromId
 - FromDisplayName
 - BodyContentType
 - BodyContent
 - Attachments

Change order

BusinessEntityFields

- ▲ A-F
 - BE_FOREIGN_ITEM_ID
- ▲ G-L
 - Id
- ▲ M-R
 - modified
- ▲ S-U
 - Sender
 - Text

Always create new item Auto-map

Business Entity Fields
Validate
OK
Cancel

Property	Description
Team	The Id of the team. Use dropdown to select (after login) or use the UUID of team as runtime variable (BusinessEntity field)
Channel	The Id of the team. Use dropdown to select (after login) or use the UUID of team as runtime variable (BusinessEntity field)
Message Id	The Id of the message, the replies should be fetched
Output Data	The BusinessEntity item to which the messages of the selected Channel should be written and map the provided properties to BusinessEntity fields. All variables of the BE should have data type 'text'.

Reply to Message

This activity posts a reply to a message.

Activity (Reply To Message)

This activity is used to reply to a message in a chat thread in a Microsoft Teams channel.

✕

⚠ This activity uses the BETA version of Microsoft Graph and is therefore subject to change.

Team:

Gravity
▼
📦

Login

Channel:

General
▼
📦

Message id:

←Workflow Variables.messageId→

Bound
📦

Subject:

←Workflow Variables.replySubject→

Bound
📦

Priority:

Normal
▼
📦

Body:

← 📦 DateTime Now
Text ▼

📄
Workflow Variables.replyBody
⚙️ ✕

Output (Id of new message)

Workflow Variables.replyMessageId
▼

📦
Business Entity Fields

📄
Validate

✓
OK

✕
Cancel

Property	Description
Team	The Id of the team. Use dropdown to select (after login) or use the UUID of team as runtime variable (BusinessEntity field)
Channel	The Id of the team. Use dropdown to select (after login) or use the UUID of team as runtime variable (BusinessEntity field)

Message Id	The Id of the message, the replies should be posted.
Subject	The subject of the newly posted message
Priority	The priority of the newly posted message (Low/Normal/High)
Body	The message itself. It can be plain text or HTML input
Output	The Id of the newly posted message.

Send Message

This activity sends a message to a Teams channel

Property	Description
Team	The Id of the team. Use dropdown to select (after login) or use the UUID of team as runtime variable (BusinessEntity field)
Channel	The Id of the team. Use dropdown to select (after login) or use the UUID of team as runtime variable (BusinessEntity field)
Subject	The subject of the newly posted message
Priority	The priority of the newly posted message (Low/Normal/High)
Body	The message itself. It can be plain text or HTML input
Output	The Id of the newly posted message.

Was this article helpful?

Related articles

[UiPath Activities](#)

[Miscellaneous Activities](#)

[WebService Activities](#)

[FireStart Activities](#)