



Activities ▼



◀ Back to home

FireStart Activities

The following activities are available in FireStart:


- Approve Model
- Execution Log
- Get Model Attachments
- Move Scope
- Publish Model

Approve Model

This activity lets you embed the identically named menu function into a workflow. With this, you can approve or reject a model. A use case would be an approval workflow for processes.

In the wizard, you can define the **Date of approval**. If it is empty, the current date will be used. **Model type** and **Model ID** are used to select the model. In success, the activity returns if the approval was successful. The approval will be performed by the user selected in the **Approving user** field. This user needs to have sufficient permissions to perform the approval.





Activity (Approve Model)

This activity allows you to approve or reject a model.

Model data:

Model type:
ProcessTemplate Operation

Model ID:
b883f02c-bb97-49b1-9d2d-e43964a06adc

Approval / rejection data:

☒ Approve ☐ Reject ☐ Clear

Approving user:
NameOfUser

Date of approval:
Date now Bound

Output data:

Success:
Demo BE.Field 3

Business Entity Fields

Validate


OK

Cancel

Execution Log

This activity creates an execution log for a specific execution. The log is the same as the execution log in the FireStart Process Portal. The output of the activity is HTML.






Activity (Execution Log)

This activity returns the execution log as html output.


Execution ID


Workflow Variable in execution of WF (e.g. 7866dbe9-057b-4e35-886f-dfeb5d8c5fc1) 




☒ Show activities

☐ Show unchanged values

Output:

Demo BE 2.Field 3 


 Business Entity Fields

 Validate  OK  Cancel

Get Extension Field Value

This activity is available for reading values of the extension fields or inserting values into the extension fields during a workflow. In the left column, you select the designer in which the extension fields are used. The middle column selects the model. On the right-hand side, the desired extension field is selected. Depending on the access mode selected, the extension field is either written or read.





Activity (Get ExtensionField Value)

Use this wizard to configure your activity.

Select Model Type

☒ Static ☐ Dynamic

Available Model Types:

Available Model Types

- None
- ProcessTemplateOperation
- ProcessOperation
- OverviewOperation
- RoleOperation
- DocumentOperation
- ITSystemOperation
- BusinessEntityOperation
- RiskOperation**
- DomainOperation
- BaseOperation

Select Model

☒ Static ☐ Dynamic

Available Models:

Available Models

- Projektrisiken
- Example risks**
- INB - Rechnungseinang
- Risk Model Waterend
- Auftragsabwicklung
- Beispielrisiken
- example risks_Waterend
- Risikomodell
- IKS Demorisiken
- Risiken

Select Extension Field

☒ Static ☐ Dynamic

Available Extension Fields:

BaseOperation/None

- Test

RiskOperation/Default

- Risk-ID**

Data Access

Access Mode: Read

Username: NameOfUser

Select In-/Output Field: Demo BE.Field 1


Business Entity Fields

Validate OK Cancel

Get Model Attachments

This activity is used to save a model print or process documentation into a file or attachment field.






Activity (Get Model Attachments)

This activity is used to get the uploaded documents from a model.


Input

Source model

Model ID:

66fab8f-b660-4d2d-ac3a-6008

Model type:

ProcessOperation



Documents

☒ Model print

☐ Process documentation


Output


Folder:





☐ Overwrite existing file


Attachment field:

Demo BE 2.Field 4

 Business Entity Fields

 Validate


 OK

 Cancel

Move Scope

This activity moves a model into a different scope. Select **New scope name** or **New scope ID** to find the new scope the model will be moved to. **Model type** and **Model ID** define the model to be moved. At the bottom of the wizard information, the old scope can be retrieved, useful to possibly move the model back to the original scope. If the first sub- or root-scope is active the search for the scope starts on the second layer of hierarchy.






Activity (Move Scope)

This activity allows you to move a model from one scope into another.

New scope data:

☒ New scope name ☐ New scope ID


New scope name:

DemoScope 


☐ Use first sub as root scope

Model data:

Model type:


ProcessTemplate Operation 

Model ID:


8c6f33da-7f4a-483c-b113-f78f7029e722 


Former scope data:


Former scope name:


Demo BE.Field 3 


Former scope ID:

Demo BE 2.Field 3 

 Business Entity Fields

 Validate



 OK

 Cancel

Publish Model


This provides the possibility to embed the identically named menu function into a workflow. With this, you can publish or unpublish a model. The publication status defines the visibility in the FireStart Process Portal. In the wizard, you can define the date of approval. If it is empty the current date will be used. Model type and Model ID are used to select the model. In success, the activity returns if the publication was successful. The publication will be performed by the user selected in publishing user. This user needs to have sufficient permissions to perform the publication.




 **Activity (Publish Model)** 

This activity allows you to publish or unpublish a model.


Model data:

Model type:
ProcessTemplate Operation 


Model ID:
8c6f33da-7f4a-483c-b113-f78f7029e722 





Publish / unpublish data:

☒ Publish ☐ Unpublish ☐ Preview/Hide
☐ use currently published

Publishing user:
NameOfUser 

Output data:

Success:
Demo BE 2.Field 2 

 Business Entity Fields  Validate  OK  Cancel

Was this article helpful?

Yes

No

Related articles

[SQL Database Activities](#)

[Business Entity Activities](#)

[Active Directory Activities](#)

[SharePoint Online Activities](#)

[Microsoft Teams Activities](#)