

Advanced Modeling ▾

[← Back to home](#)

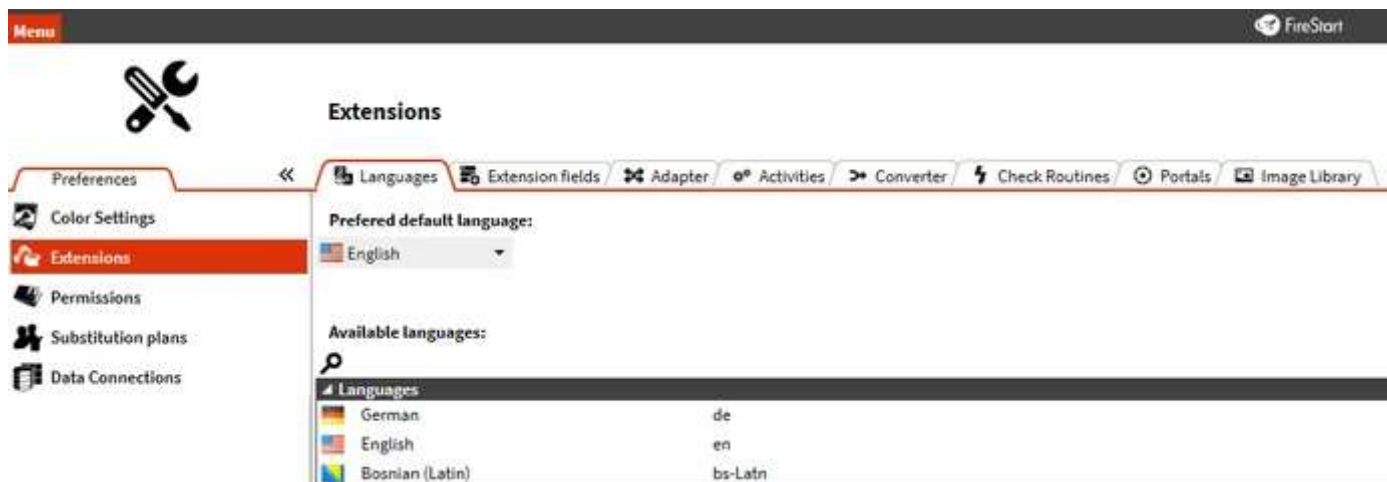
Manage Multiple Process Languages

Nowadays, everything should be in multiple languages for everyone to understand. Especially with processes, which might be modeled in a language different from the language the process will be presented in. Therefore, you might think you have to model the process twice or only in the language for the presentation. In FireStart you don't have to do any of that, but you model the process in the language the modeler understands and then simply use the process in the wanted language for presentation.

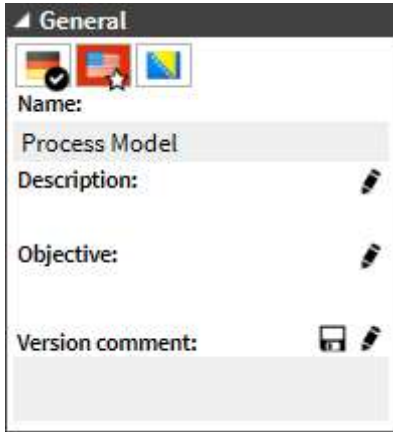
You can switch between every language, provided that the translation for the specific element is deposited. First, check if the **Multilanguage Feature** is enabled in the **View** tab.



Then choose the languages you want to display the process in. For that go to the **Menu** and **Preferences** under **Extensions** you will find a **Languages** tab. There you can add and remove languages as you wish.

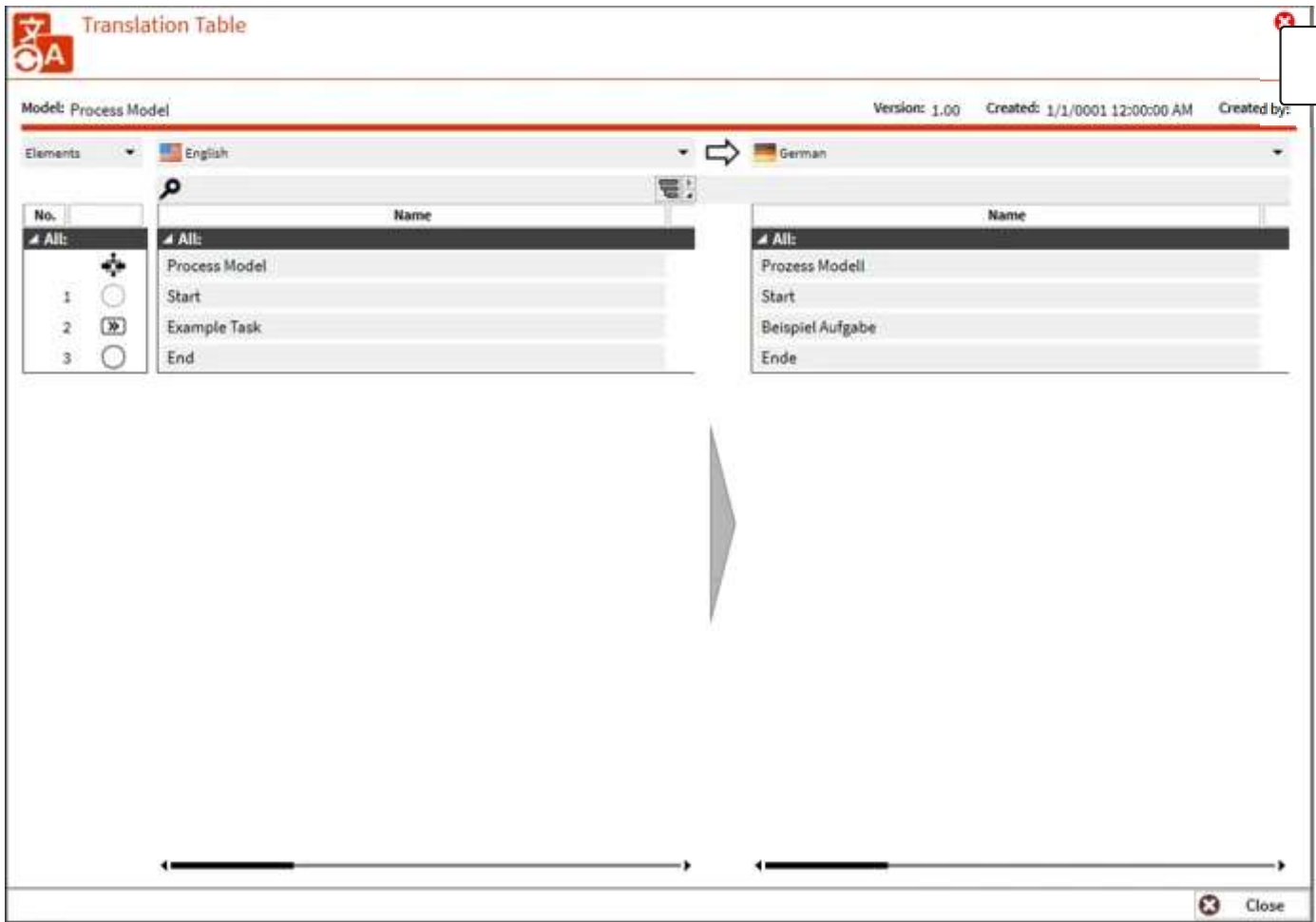


Back to the process, the chosen languages will be now displayed in the **Property Pane** from the opened process model. Now go on and model your process in any of the languages. Please note that the wanted language must be selected in the **Property Pane**.



After finishing the process model, we have to add the translations. The easiest way to do that is the **Translation Table** in the **View** tab.






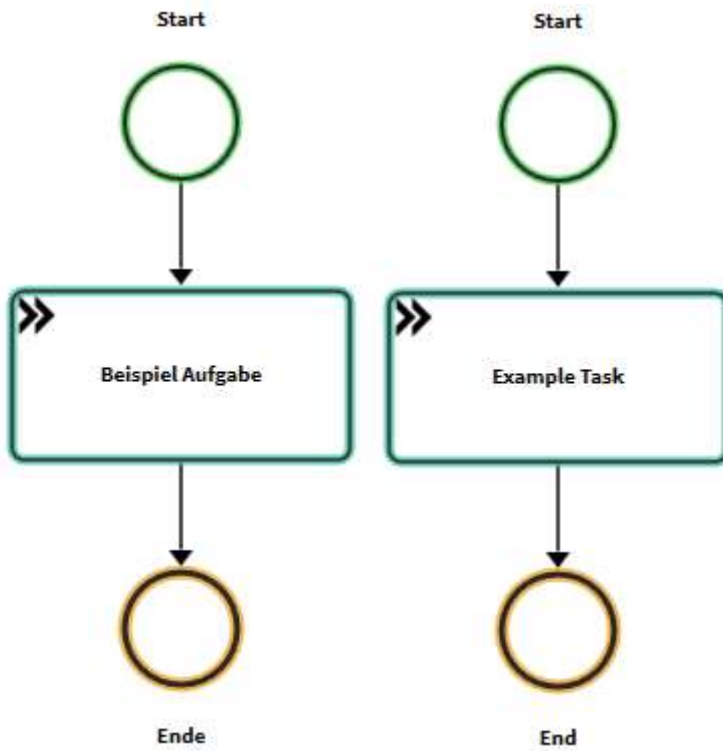
Choose the languages you want to add the translation and enter the translated words.



On the left side, the elements are displayed, so that you know which element exactly you are translating.



After you finished the translation, you can now switch between the languages and the process will be displayed in the chosen language.



Alternatively, you can switch between the languages and translate directly the elements by double-clicking the names.

Was this article helpful?

Related articles

[Process Portal](#)

[Add Portals and Update Versions](#)

[Manage Escalations](#)

[FireStart Process Portal](#)

[Print a Process Documentation](#)